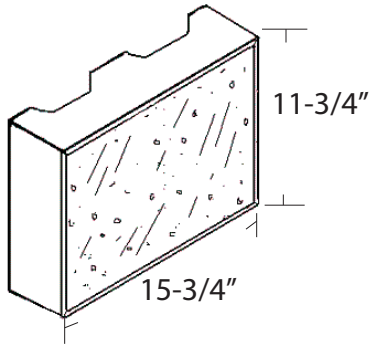
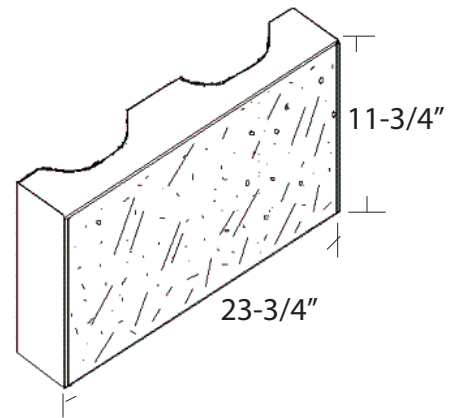


PREMIER LINE™ REFLECTIVE/GROUND FACE CONFIGURATIONS

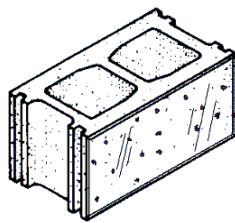
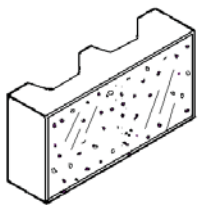


4" x 12" x 16"



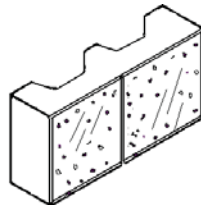
4" x 12" x 24"

STRETCHER

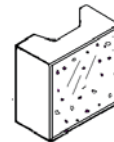


SCORES

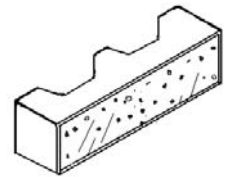
(false head joint)



HALF BLOCK



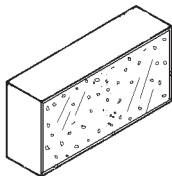
HALF HIGH



AVAILABLE IN BED-DEPTHS OF 12", 8", 6", AND 2 1/4". 4" BED-DEPTH AVAILABLE IN OUR W-SHAPE DESIGN.

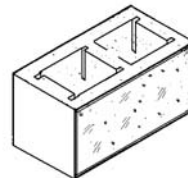
SOLIDS

8" X 16" FACE
AVAILABLE IN
BED-DEPTHS OF
8", 6", 4", AND 2 1/4"



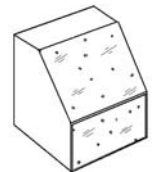
BOND BEAMS

AVAILABLE IN 8"
AND 6". AVAIL-
ABLE WITH OR
WITHOUT SOLID
BOTTOM.



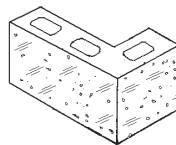
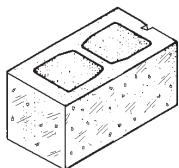
SILLS

AVAILABLE IN
BED-DEPTHS OF
8", 6", AND 4"



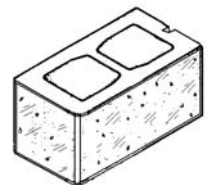
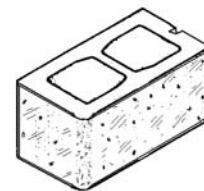
CORNERS

CORNERS (FINISHED
FACE & END) ARE
AVAILABLE IN 8", 6",
4", AND 2 1/4"
BED-DEPTHS.
4X8X16X8"L"
CORNER ALSO
AVAILABLE



BULLNOSE AND CHAMFERS

BULLNOSE AND
CHAMFERED UNITS
ARE AVAILABLE WITH
TREATMENT ON ONE
OR MORE EDGES



E. DILLON IS A CUSTOM DESIGN ACMU MANUFACTURER. WE BUILD OUR BLOCK TO YOUR SPECIFICATIONS. OUR SELECTION IS VIRTUALLY ENDLESS FOR CUSTOM SIZE, SHAPE OR COLOR. ALL BLOCK MEET OR EXCEED ASTM OR BUILDING CODE STANDARDS. FULL SIZE SAMPLES AND COLOR SELECTION KITS ARE AVAILABLE UPON REQUEST. DETAILED SPECIFICATIONS ARE AVAILABLE FOR DOWNLOAD.

PLEASE NOTE: THIS PAGE IS DESIGNED TO PROVIDE GUIDANCE TO AVAILABLE SHAPES AND SIZES. MANY OTHERS ARE NOT SHOWN DUE TO LIMITED SPACE. PLEASE CONTACT E. DILLON TO INQUIRE ABOUT OTHER AVAILABLE SHAPES AND SIZES.